



# THOUGHTSPOT

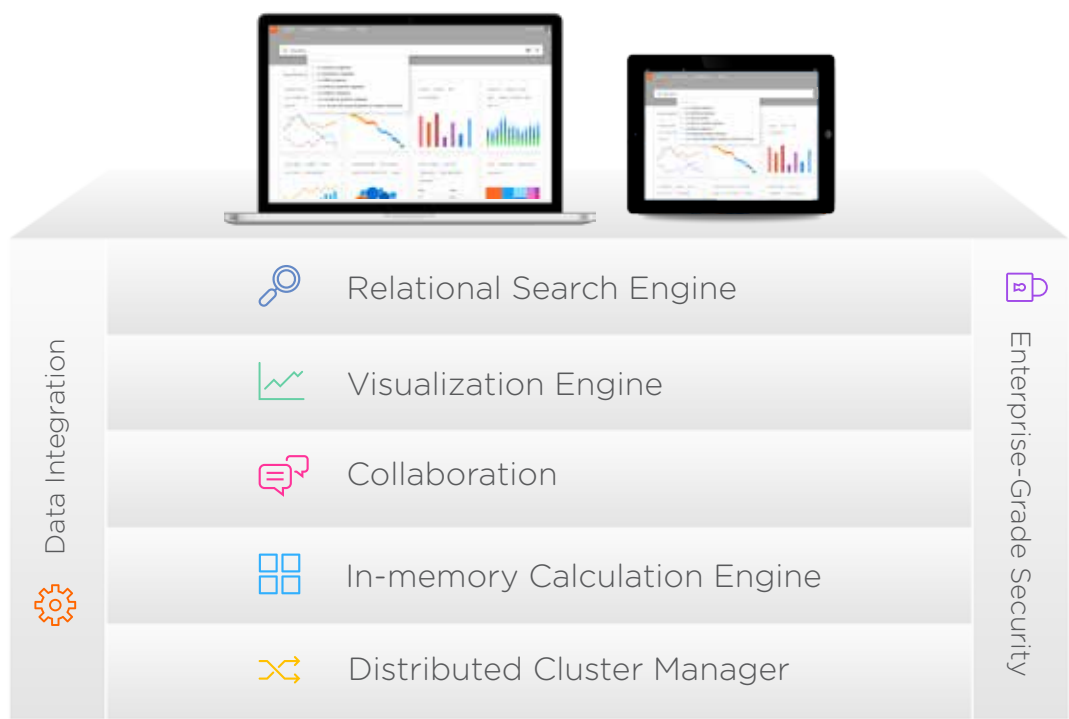
## DATASHEET

### THE WORLD'S FIRST RELATIONAL SEARCH ENGINE

ThoughtSpot is a new breed of search engine designed for data analytics. As you type, ThoughtSpot instantly calculates answers and presents the best visualization for your search. Anyone can use ThoughtSpot with zero training to ask questions, analyze company data, and build reports and dashboards - all in seconds. ThoughtSpot combines data from on-premises, cloud data sources, spreadsheets, and Hadoop, can scale to billions of rows, and can be deployed in hours. ThoughtSpot's search engine uses collective intelligence to guide users to the right answers and is powered by a sophisticated calculation engine capable of performing aggregations over terabytes of data with sub-second latency. Complete with robust integration, fine-grained security rules, and cluster management for reliability and massive scalability, ThoughtSpot brings instant answers to every business professional.

### PRODUCT ARCHITECTURE

Building a relational search engine for numbers required a fundamentally different approach to enterprise analytics. While searching to analyze in ThoughtSpot is incredibly easy for users, there's a lot of sophistication under the hood that makes it fast and accurate. The diagram below represents ThoughtSpot's product architecture and serves as a table of contents for the feature details on the following pages.



# PRODUCT FEATURES



## Relational Search Engine

Guided search experience designed for fast analytics at scale

<b>Guided Suggestions</b>	Relevant search suggestions based on each word you type, powered by your data, metadata and usage - all presented in real time
<b>DataRank</b>	A ranking algorithm for search suggestions that leverages collective intelligence from prior usage, security rules, and characteristics of your data such as cardinality and data type
<b>AutoJoins</b>	Understands your data model and joins tables with billions of rows on-the-fly to calculate answers across siloed data sources
<b>Synonyms</b>	Real-time keyword validation for customizable synonyms, homonyms, and misspelled words for enterprise-wide usability
<b>Search Inspector</b>	Explains underlying calculations so you can easily verify and trust your answers
<b>Advanced Analytical Search</b>	Use search to incorporate formulas, group sums, nested searches, many-to-many joins and multiple join paths



## Visualization Engine

Automatically chooses the best chart based on your search and presents them on live dashboards

<b>PopCharts</b>	Intelligently chooses from dozens of visualizations as you type and presents them in real time
<b>Pinboards</b>	A drag-and-drop story building experience to help you organize insights on live dynamic dashboards
<b>Drill Anywhere</b>	Ad-hoc drill down and across any data dimension without the need for a hierarchy or pre-defined drill path

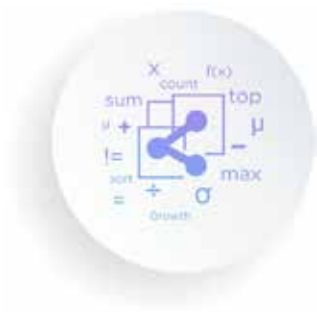


## Collaboration

Real-time comments on analyses and one-click sharing of charts and dashboards

<b>Group &amp; User Sharing</b>	One-click sharing with groups and individual users combined with an activity feed showing you real-time updates
<b>Presentation Mode</b>	An interactive view to present charts and pinboards that utilizes every inch of your screen's real estate
<b>Comments</b>	Chart annotations and pinboard messaging for collaboration in context
<b>Alerts &amp; Notifications</b>	Real-time alerts and scheduled notifications so you'll never miss the latest analysis

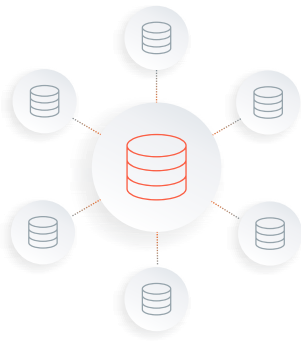
# PRODUCT FEATURES



## In-memory Calculation Engine

Data cache optimized for search, query processing, and calculations at scale

<b>Query Optimizations</b>	Caches frequent searches for maximized query performance with zero tuning
<b>Parallel Computing</b>	Executes queries and performs joins and aggregations in parallel for answers in milliseconds
<b>Data Sharding &amp; Replication</b>	Intelligent distribution of data based on database schema and table size to minimize join time while maintaining high availability



## Distributed Cluster Manager

Highly reliable and scalable clusters complete with monitoring and real-time alerts

<b>Web-Scale Architecture</b>	Fully distributed in-memory database on top of an infinitely stackable appliance built for hundreds of terabytes of data
<b>High Availability</b>	Data replication and automatic node failover for zero downtime
<b>Disaster Recovery</b>	Automatic backups and snapshots to restore your cluster
<b>Cluster Monitoring &amp; Usage Analytics</b>	Real-time monitoring alerts and out-of-the-box usage dashboards for simplified user management and administration



## Data Integration & APIs

Database connectors certified by the world's most popular ETL platforms and flat file uploading for fast parallel data loading

<b>Database Connectors</b>	Native ODBC and JDBC connectors for use with your database and ETL platform of choice, certified by popular integration tools like Informatica Power Center and Microsoft SSIS
<b>ThoughtSpot Data Connect</b>	Instantly combine your favorite cloud data sources with your on-premise data in ThoughtSpot
<b>Flat File Upload</b>	Drag and drop Excel spreadsheets, CSVs, or any other delimited file for ad-hoc data mashup and analysis
<b>Fast Parallel Loading</b>	Bulk data loader capable of loading multiple terabytes of data per hour
<b>Embedded Analytics</b>	iFrame embedding of pinboards, charts and data directly into any portal or app



User	Sales	Leads	Salaries
Marketing	✓	✓	✗
Sales	✓	✗	✗
Finance	✗	✗	✓
HR	✗	✗	✓



## Enterprise-Grade Security

Secure and granular access control and a secure single sign-on experience

<b>Row &amp; Column Security</b>	Restrict data access down to the cell level based on customizable permissions
<b>Group &amp; User Security</b>	Comprehensive user and group governance that persists across charts and pinboards
<b>LDAP Integration</b>	Native LDAP support for directory services software, including certification with Active Directory
<b>SAML Integration</b>	Easy integration with existing enterprise single-sign on software

# SETUP & INSTALLATION

Get up and searching in less than two weeks

Appliance



Private Cloud



Public Cloud



With ThoughtSpot, there are multiple ways to get up and running, fast. Our customers typically go-live to production in 2-4 weeks, 85% faster than traditional BI deployments. ThoughtSpot is priced by data volume in 250GB increments that can be scaled infinitely.

ThoughtSpot's appliance is a stackable, 2U chassis appliance comprised of between 1 and 4 individual nodes that form a cluster. ThoughtSpot appliances come standard with two Intel® Xeon® CPU E5-2690 v2 processors, two 10GbE network ports, and two 1GbE network ports. To get started, install the appliance in a rack in your data center and connect to a dedicated LAN for system management, power on the appliance, and begin loading data.

## System Dimensions

Height	3.47" (88 mm.)
Width	17.25" (438 mm.)
Depth	26.75" (679 mm.)
Weight	85 lbs (gross)

## Power

Rated	1620W
Input Voltage	100-240VAC
Input Current	8-12A
Input Frequency	50-60Hz
PF @ Typical Load	0.98

## Standard I/O

Management	IPMI 2.0
Data	10GbE, SFP+
KVM	USB, VGA

## Environment

Operating Temperature	50°F to 95°F (10°C to 35°C)
Non-Operating Temperature	-40°F to 158°F (-40°C to 70°C)
Non-Operating Humidity	5% to 95%, non-condensing
Altitude	0 ft. to 10,000 ft.



Don't BI. Just Search.